



# Rapide Ehrlichia Ab Test Kit


## Rapid Ehrlichia Antibody Detection Test

Ehrlichiosis, also known as ‘‘Tropical Canine Pancytopenia’’ or ‘‘Canine Rickettsiosis’’ is a tick-borne disease caused by obligate intracellular bacteria of the genus *Ehrlichia* (family rickettsiaceae). Clinical findings in dogs with Ehrlichiosis vary with the phase of the infection. During the acute phase, nonspecific signs such as fever, oculonasal discharge, anorexia, weight loss, dyspnea, and lymphadenopathy may occur. Clinical signs commonly seen during the chronic phase include depression, weight loss, pale mucous membranes, abdominal pain, hemorrhage, lymphadenopathy, spleno-megaly, dyspnea, increased lung sounds, hepatomegaly, arrhythmias, pulse deficits, polyuria, polydypsia, and stiff, swollen, painful joints.

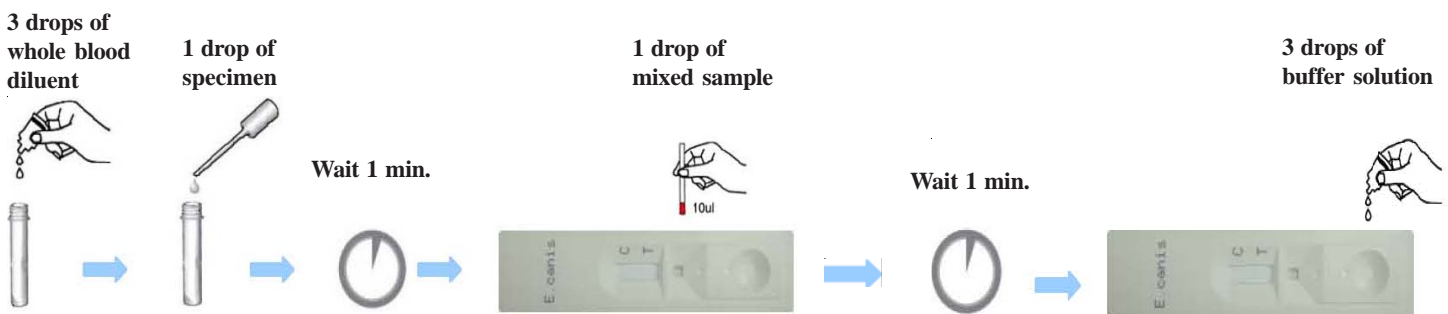
### Principles:

Rapid chromatographic immunoassay for the qualitative detection of *Ehrlichia canis* antibody in **dog serum, plasma or whole-blood**. Results within **20 minutes**.


#### [Procedure for serum and plasma]



#### [Procedure for whole-blood]



#### [Interpretation of the test]



Negative result



Positive result

### Performance:

In a study using 246 samples, **Rapide** - Ehrlichia Ab Test kit was compared to Immunofluorescent Antibody Test (IFA), a reference standard technique in laboratory diagnostics; the sensitivity was 97.6% and specificity was 99%.

### Packaging sizes:

10, 20, 30, 40, 50 tests per kit

### Storage:

Store at room temperature.

**Modern Veterinary Therapeutics SAS**  
 5, Chemin du Champ Boissel  
 35800 Saint-Lunaire - FRANCE  
 Tel. +33 (0)2 99 46 30 77  
 Fax +33 (0)2 22 44 19 26  
 info@modernveterinarytherapeutics.com  
 www.modernveterinarytherapeutics.com

